

REVIEW: Percents and Decimals

Name _____

Key Concept and Vocabulary

$18\% = 0.18$

Percent to Decimal:
Move decimal point to the left 2 places.

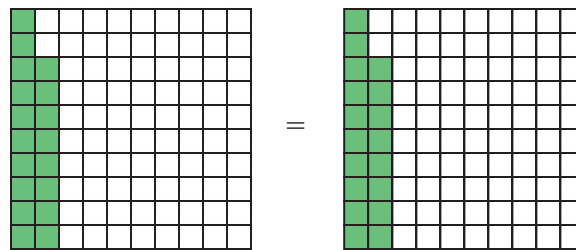


$0.73 = 73\%$

Decimal to Percent:
Move decimal point to the right 2 places.

Visual Model

$18\% = 0.18$

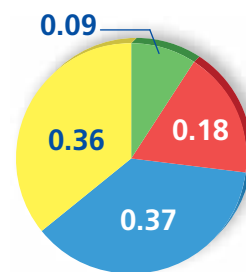


Skill Examples

- $18\% = 0.18$
- $145\% = 1.45$
- $0.005 = 0.5\%$ (one-half of one percent)
- $0.125 = 12.5\%$

Application Example

- What percent of the circle graph is represented by the yellow region?



$0.36 = 36\%$



• The yellow region is 36%.

PRACTICE MAKES PURR-FECT™

Check your answers at BigIdeasMath.com.

Write the percent as a decimal.

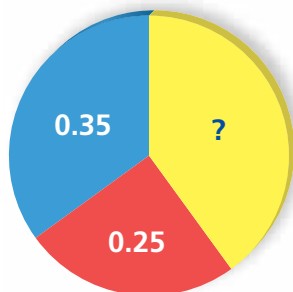
- | | | | |
|--------------------|-------------------|---------------------|---------------------|
| 6. $20\% =$ _____ | 7. $45\% =$ _____ | 8. $7\% =$ _____ | 9. $32.5\% =$ _____ |
| 10. $15\% =$ _____ | 11. $1\% =$ _____ | 12. $150\% =$ _____ | 13. $0.2\% =$ _____ |

Write the decimal as a percent.

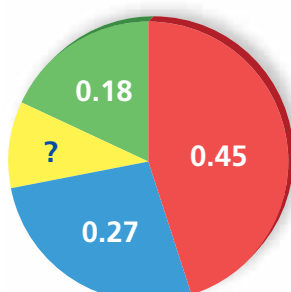
- | | | | |
|--------------------|-------------------|---------------------|-------------------|
| 14. $0.13 =$ _____ | 15. $1.4 =$ _____ | 16. $0.001 =$ _____ | 17. $2.5 =$ _____ |
|--------------------|-------------------|---------------------|-------------------|

What percent of the circle graph is represented by the yellow region?

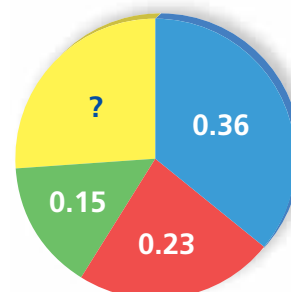
18.



19.



20.



- BUDGET** You have set aside two twenty-fifths of your monthly budget for clothing. What percent is this? _____

- SUMMER SCHOOL** Eighty-seven percent of the students in your class do not plan to attend summer school. What percent of your class plans to attend summer school? _____